

**5 Things to
remind yourself daily.**

1. I am amazing.
2. I can do anything.
3. Positivity is a choice.
4. I celebrate my individuality.
5. I am prepared to succeed.

Bonjour Class 3! Ça va?

Today, we are going to start off with a song. This one is all about kindness. What do you think of it? It made me smile!

https://www.youtube.com/watch?time_continue=2&v=iGUABWgeAIQ&feature=emb_logo

Our first lesson today is maths.

Today, we are looking at fractions of shapes. Remember some fractions are unit fractions and some fractions are non-unit fractions.

When the numerator is 1, it is a unit fraction. When the numerator is more than one, it is a non-unit fraction.

Warm up your brains...

Then...

choose your chilli challenge below.

Thursday

Calculate:

What is 6 divided by 10
written as a fraction?

Calculate:

$\frac{2}{10}$ of 10 =


Order from largest
to smallest:

$\frac{1}{5}$ $\frac{1}{3}$ $\frac{1}{2}$ $\frac{1}{9}$

Solve:

I have 40p. I give $\frac{2}{10}$
to my cousin.
How much do I have left?

1a. Circle the fraction shaded below.



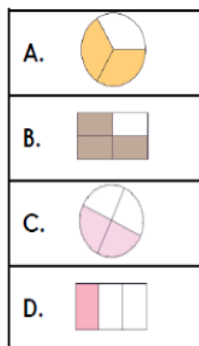
$$\frac{3}{4}$$

$$\frac{4}{3}$$


$$\frac{4}{1}$$

2a. Match the fraction to its representation.

$\frac{2}{3}$
$\frac{2}{4}$
$\frac{1}{3}$
$\frac{3}{4}$



3a. Find the odd one out in the fractions below.



4a. Sort the fractions into the table below.

Unit fractions	Non-unit fractions

$$\frac{2}{4}$$

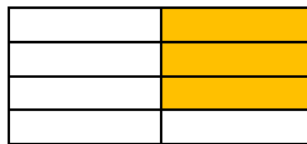
$$\frac{1}{2}$$

$$\frac{3}{4}$$

$$\frac{1}{3}$$

$$\frac{2}{3}$$

5a. Circle the fraction shaded below.



$$\frac{3}{8}$$

$$\frac{3}{5}$$

$$\frac{8}{3}$$

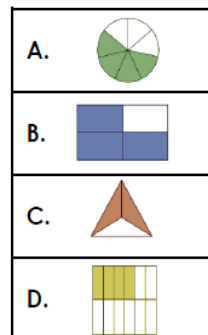
6a. Match the fraction to its representation.

Four out of twelve equal parts

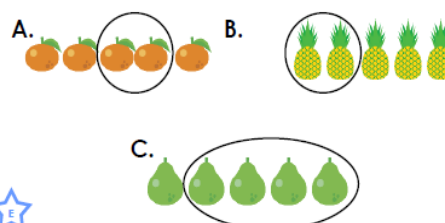
$\frac{4}{7}$

Two thirds

$\frac{3}{4}$

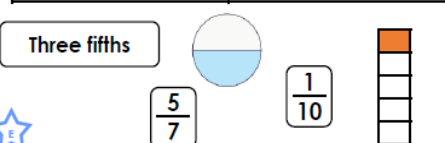


7a. Find the odd one out in the fractions below.




8a. Sort the fractions into the table below.

Unit fractions	Non-unit fractions



9a. Circle the fraction shaded below.



$$\frac{8}{5}$$

$$\frac{3}{8}$$

$$\frac{3}{5}$$

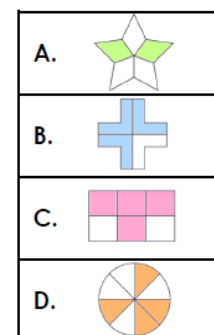
10a. Match the fraction to its representation.

Two out of five equal parts

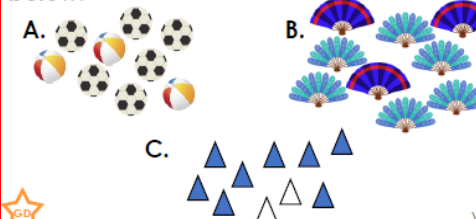
$\frac{4}{8}$

Four sixths

$\frac{3}{4}$

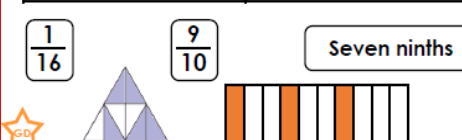


11a. Find the odd one out in the fractions below.



12a. Sort the fractions into the table below.

Unit fractions	Non-unit fractions



Handwriting

In your exercise book, practise your learnt joins by writing these.

dry	drag	draw
apple	ape	ant

Next up, we have English.

Create a short setting description for the picture below. Remember to use your senses. I have started one to help...

Deep in the **dark, vast** jungle, I continued to tread carefully on the **rickety, wooden** pathways. Next to me, **monstrous** trees swayed from side to side.

What lenses can you use?



Our final lesson is geography.

We are going to be learning about our local area. Your job today is to research Dudley. Find out about how Dudley has changed over the years. You can ask members of your family about what they know and how they think Dudley has changed. Can you find a picture of what Dudley looked like before you were born? How long has Blowers Green been here for? Create a mind map to show me what you have found out.

Here are a few pictures to help you. Do you recognise any of them?



Remember to read your book today and enjoy some time in the fresh air. Any problems... remember you can email me.

Enjoy! From Mrs Martin

There will not be any work set tomorrow as it is a Bank Holiday to celebrate VE Day. Enjoy a restful Bank Holiday and see you all on Monday!

VE day - or 'Victory in Europe Day' marks the day towards the end of World War Two (WW2) when fighting against Nazi Germany in Europe came to an end.

Look at the table below and enjoy some of the special activities over the next few days. Take photographs of what you have done and send them to me.

Mrs Potter has also created a competition. Send your entries to her using the Year 2 email.



VE DAY

The activities aim to provide opportunities for you to learn more about VE Day.
Choose one or more activity to explore. Be creative about how you present your work.



'Stay At Home' Street Party

Read this article on [Newsround](#) and look closely at the photographs. **How did people celebrate in 1945? Plan your own 'stay at home' street party.** What games could be played? What decorations would be put up? What food would be eaten? Who would be there? Is there anyone in your family who went to a VE Day party you could speak to?

For something more simple, you could design your own **VE Day party invitation** or create your own **Union Jack flag bunting** or make a Union Jack flag out of Lego!

Understanding World War Two/VE Day

On 8th May 1945, Britain celebrated the end of World War Two. To understand why VE Day was so important, you need to understand WW2. Visit these sites to help in your research:

[Primary Homework Help - WW2](#)
[A Brief Overview of World War II](#) – Video
[BBC Teach - VE Day](#)
[What Is VE Day?](#)

Can you create a timeline of important events leading up to VE Day?

Wartime Recipes

With one rationed egg and a packet of powdered milk in the larder, World War II's home cooks had to be creative. Find out what families were eating over 75 years ago.

Create some delicious meals using the recipe booklets below. You could serve them at your 'Stay at Home Street Party!'

[Wartime Recipe Booklet](#)
[Wartime Ration Recipes](#)
[WW2 Cake](#)
[Wartime Scones](#)
[Jam Tarts](#)



Crack The Codes

A	Alfa	N	November
B	Bravo	O	Oscar
C	Charlie	P	Papa
D	Delta	Q	Quebec
E	Echo	R	Romeo
F	Foxtrot	S	Sierra
G	Golf	T	Tango
H	Hotel	U	Uniform
I	India	V	Victor
J	Juliett	W	Whisky
K	Kilo	X	X-ray
L	Lima	Y	Yankee
M	Mike	Z	Zulu

Phonetic Alphabet

The phonetic alphabet that was used in RAF transmissions during the war. Learn to spell your name using the phonetic alphabet e.g.

Ted = Tango Echo Delta

Morse Code

Morse code is a communication system that represents the

alphabet and numbers with a series of dots, dashes or a combination of both as shown [here](#). Watch this video to find out more about [Morse Code](#).

Can you write a secret coded message for your family to crack?




VE Day Songs

Try and learn the Horrible Histories [VE Day song](#) and perform it to your family.

Create your own motivational song. Listen to some of the following clips for inspiration. Click [here](#) to listen to some more traditional war time songs as well as the links below.

[Wartime song lyrics](#)
[Run, rabbit, run!](#)
[Long way to Tipperary/ Pack up your troubles](#)
[We'll meet again](#)
[The White Cliffs of Dover](#)

Learn [step-by-step](#) how to Swing dance (The Lindy Hop) which originated in the late 1920s and early 1930s in Harlem, New York City.



Winston Churchill

Who was Winston Churchill? Why do we remember him today? Produce a fact file/ poster displaying your information.

Create a mind map or list of facts about Winston Churchill.

What was his job?

Why was he so important during WW2?

What was one of his famous phrases?

Can you describe his characteristics?

Why he was important?

You can read more about Churchill using these links from [Twinkl](#) and [Ducksters](#). You may present this information in any way you choose or use this [template](#).

CHALLENGE: Can you learn Winston Churchill's [Victory speech](#) and record yourself presenting it?

Make, Do and Mend

During WW2, there was a shortage of materials to make clothes. People were urged to "Make, do and mend".

Do you have any clothes or accessories that you could 'upcycle' into new clothing or something completely different to give it another purpose and a new lease of life?



Europe during the Second World War

Colour in the countries on the map ([here](#)) according to whether they were Allies, Axis, Axis controlled or Neutral.

You could print the map from Twinkl (code [UKTWINKLHELPS](#)) or create a list.

[NatGeo Kids - WW2 History](#)



Spitfire Science


Design and make your own Spitfire. You could make it out of paper, wood, recycled materials, etc. Test out your design. How far does it glide?

Does the material used for a paper plane affect the distance it travels? Try using newspaper, card, tinfoil, etc and carry out a test. Remember, only change ONE thing to make it a fair test.

Blowers Green Primary: School at Home

Friday 8th May

E-mail: yeartwo@blowers.dudley.sch.uk



Good Morning Blowers Green,

Did you know that Friday 8th May this year is a bank holiday? So, if we were all attending school as normal, on Friday 8th May you would be enjoying a day at home! But why?

A bank holiday is a special day where many people across the country get to choose how they spend the day because they do not need to go to school, do their job or attend their place of work. Of course, we know not everyone gets to enjoy a bank holiday. There are lots of people whose jobs are essential, even on bank holidays. For example, we still need doctors and nurses to help people who are sick and the police and fire service to protect us.

We have bank holidays in the United Kingdom to spend special time with our families, celebrate religious festivals or to celebrate special events such as royal weddings.



Friday 8th May is a bank holiday to mark the 75th anniversary of VE Day. VE Day stands for Victory in Europe Day which took place on Tuesday 8th May 1945 - that was 75 years ago (before any of your teachers were born!). It was the day on which World War 2 came to an end. This is a very important moment in history and one which we should all remember.

Today, I would like to invite you all to take part in my competition. To enter, I'd like you to design a poster for VE day. You could draw, paint, colour, collage or sketch it or even design it on the computer, the choice is yours!

You will need to include:

1. A title
2. Pictures
3. Some key facts, such as: What does VE mean? When was VE Day? Why is VE Day important? How do people celebrate it? Who told everyone the war was over? And any other important facts you would like to add.

You could use the internet, talk to adults in your household or watch the celebrations on your TV to help you research it. I have added pictures of VE day on the next page.

I will choose a winner from each year group to receive a prize once we return to school. To enter, you will need to e-mail me your poster or a photograph of your poster using the [year two](#) email address above.

I can't wait to see what you create. Stay safe and stay home boys and girls.

From Mrs Potter

